

# Mobile marketing **APIs**



Platform features





# Solution




Our **comprehensive API platform** makes mobile marketing easy. In **a few lines of code** you modernize your existing CRM or IT system with many new features:

- Batch creation of **codes** per customer easily **scanned on a mobile** screen.
- **Versatile dispatch** to mobile via mail, sms, whatsapp, Messenger
- Easy **storage** on mobile phones through pkass or image format.
- Applications to **redeem codes** on **POS systems** or **smartphones**.
- **Reporting dashboards** giving campaign metrics in **real time**





# Solution highlights



## DESIGN STUDIO

Create your voucher template both in look and content.



## SMART GENERATION

Generate mobile voucher through api call or via our smart triggering system.



## EASY DISPATCH

Vouchers can be sent via email or sms directly from our platform.

Once retrieved, a customer can share it easily to his contact via sms, email, whatsapp, Messenger, ...



## VERSATILE STORAGE

Vouchers can be stored on phone on picture format or Wallet pkpass to provide geolocalized interaction.



## REDEMPTION

Our apps allow you to redeem the codes on POS systems or smartphones



## REPORT

Monitor your campaign in real time with our dashboards.



# Before you start

A short, horizontal bar with a gradient of colors from orange to purple.

**Before you start playing with the VoodooTix platform, you need to create a customer account here :**

**<https://dev.voodooTix.com>**

**Any new user account comes with some credits to play with. No need for credit card to start.**



# DESIGN STUDIO



VoodooTix platform contains a design studio that provides the tools to intuitively design a voucher that suits your or your customer's needs.

You can design as many voucher templates as you need.

VoodooTix

Dashboard

Automation

Projects

Templates

API keys

Accounts

Current user: Vincent Dethier

Current account: VoodooTix Demo

Logout

Clone public template

Create new template

Name	Description	Status	Template use	Actions
Auto voucher OnBrand	Auto voucher for OnBrand Demo with Euronics	Public	3	<div><div></div><div></div><div></div><div></div></div>
Entrance ticket - template 1	First public template for entrance ticket	Public	16	<div><div></div><div></div><div></div><div></div></div>
Entrance ticket - template 2	Public template 2 for entrance tickets.	Public	19	<div><div></div><div></div><div></div><div></div></div>
Subscription - template 1	Public template 1 for subscription	Public	1	<div><div></div><div></div><div></div><div></div></div>
Coupon - template 1	Public Coupon 1 for subscription.	Public	17	<div><div></div><div></div><div></div><div></div></div>
Entrance ticket - template 3	Public template 3 for entrance tickets.	Public	7	<div><div></div><div></div><div></div><div></div></div>
Gift card - template 1	Public template 1 for Gift card.	Public	14	<div><div></div><div></div><div></div><div></div></div>
Gift card - template 2	Public template 2 for Gift card.	Public	6	<div><div></div><div></div><div></div><div></div></div>
Gift card - template 3	Public template 3 for Gift card.	Public	6	<div><div></div><div></div><div></div><div></div></div>
Auto voucher 1	Auto voucher 1 - Pizza	Public	57	<div><div></div><div></div><div></div><div></div></div>
Test new format	New format voucher	Private	3	<div><div></div><div></div><div></div><div></div></div>
Auto voucher 3	Auto voucher 3 - Clothes	Private	16	<div><div></div><div></div><div></div><div></div></div>
Auto voucher 2	Auto voucher 2 - Bookstore	Private	31	<div><div></div><div></div><div></div><div></div></div>

VoodooTix

Dashboard

Automation

Projects

Templates

API keys

Accounts

Current user: Vincent Dethier

Current account: VoodooTix Demo

Logout

Template details

Template ID

d73e82e6c1b15f94368e1301cc8067d5

Name

Test new format

Description

New format voucher

Is the template public ?

No

Template use

3

Show dummy voucher

Mobile template layout

Front face

Front background

Front layout

Brand logo

Front top zone

Front bottom zone

Font color set

You can start a template from scratch, clone an existing template of your own or start from a public template and customize it.

There is no limit to your creativity.

Voucher templates customization happens in 3 phases :  
mobile voucher look, wallet (pkpass) look, mandatory content.


- **Mobile voucher look :**

**logo**  
**background image**  
**color set**  
**visible voucher fields +**  
**html format**

## Mobile template layout

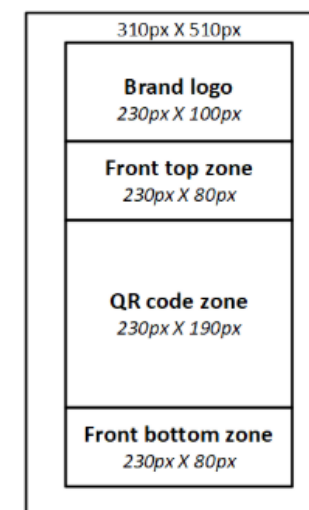
Front face

Front background



Update

Front layout



Brand logo



Choose file No file chosen  
(Your image must have a size of 160x70px)

Update

Front top zone

```

<h1 class="margin-bottom-1 text-
uppercase">*</h1>
<br>
<h2>*</h2>
<h5>*</h5> <h5>*</h5>

```

Front bottom zone

Here your html code for front  
bottom zone fields

Font color set

light

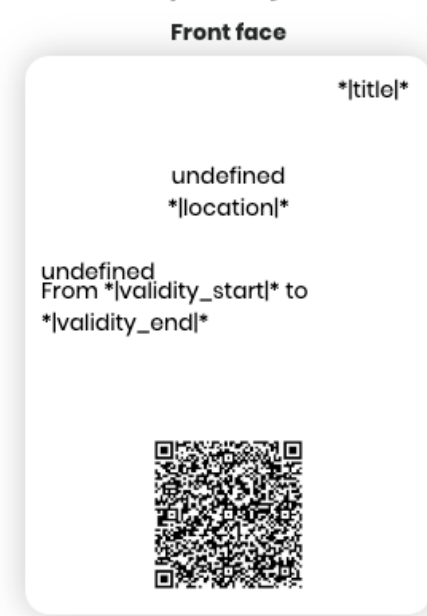
Page background color



• Wallet (pkpass) look :

logo  
Image strip  
colors  
visible fields

Wallet template layout



Passbook strip color



Passbook background color



Passbook foreground color



Passbook label color



Brand logo

No file chosen  
(Your image must have a size of 160x70px)

Strip image

No file chosen  
(Your image must have a size of 375x98px)

Passbook fields

```
{ "headerFields": [ { "key": "title", "label": "", "value": "*|title|*" }, { "key": "location", "label": "Location", "value": "*|location|*" }, { "key": "date", "label": "Valid from", "value": "From *|validity_start|* to *|validity_end|*" }, { "key": "article", "label": "Purchase info", "value": "*|article|*" }, { "key": "seller", "label": "Seller info", "value": "*|seller_name|*\n*n*seller_description|*" }, { "key": "cv", "label": "General sales conditions", "value": "This e-card is delivered in the name of the organiser, and follows these conditions" } ], "backFields": [ ] }
```



- Voucher mandatory content :**

**This determine the fields that have to be filled in when a voucher is generated on the platform with this particular template.**

**All mandatory fields don't require to be visible on the mobile voucher.**

**Mandatory fields**

Field name	Field type	Mandatory ?
title	varchar 100	Yes
location	varchar 200	Yes
date	datetime	No
validity_start	datetime	No
validity_end	datetime	No
value	float	No
vat	float	No
currency	varchar 10	No
nbr_scan	integer	Yes

Field name	Field type	Mandatory ?
extra_1	varchar 200	No
extra_2	varchar 200	No
article	varchar 100	Yes
seller_name	varchar 100	Yes
seller_description	varchar 200	Yes
cust_firstname	varchar 100	Yes
cust_lastname	varchar 100	Yes
cust_email	varchar 200	No
cust_mobile	varchar 50	No





# SMART GENERATION



**VoodooTix vouchers can be generated through api call made on the platform.**

**The detailed documentation of the api is available here : <https://doc.voodooTix.com>**

**In order to generate a voucher, you need some prerequisite :**

- **A voucher template to apply**
- **A project to assign the voucher to. It will be used to cryptographically sign the voucher to future verification/redemption.**
- **An api key with the rights to generate a voucher. Api keys can be generated through on the platforms.**

**Once the voucher has been generated on the platform, it will be available through its unique ID. The different api endpoints to retrieve it on different formats are also documented.**



# SMART GENERATION



**VoodooTix vouchers can also be generated via smart triggers.**

**Triggers can be configured on the platform.**

**They take the form of a unique url.**

**<https://api.voodooTix.com/v1/auto/2083c5b98ec1a32091449264346f54a6>**

**Each time the url is used, a unique voucher is generated.**

**That url can then be configured as “href” of any button on a website or social media to engage with your audience.**

**The platform also propose to directly use a qrcode that encodes the url to can be retrieved as such or as a qrcode.**

**This format enables you to do “print to mobile” of paper voucher or to use any physical medium (poster ad, product packaging...) to interact with your customers.**



Scan me with your native iPhone camera or with Google lens on Android



**VoodooTix triggers can embed smart decision patterns.**

**You can decide what happens when a trigger is activated :**

- It can always deliver a unique voucher**
- It can require a CRM action to collect user details and then customize the voucher's content.**
- It can go through a decision flow that will decide which (or no) voucher to deliver based on different parameters of your choice such as :**
  - random function (lottery mechanism)**
  - rate limiting (total, per day, per IP address, location...)**
  - External value retrieved via API call (weather, return of previous campaign...)**

**This part of the platform is in constant evolution to add new interaction/integration.**



# SMART GENERATION



VoodooTix triggers are configured on the platform .

You must choose :

- which template to use.
- With which project to sign the vouchers.
- The value of the fields to be filled at generation time.

Each voucher generated will be tracked through out his life and metrix point will be taken each time there is an interaction (view, storage, share, scan...)

Trigger edition

Trigger details

Trigger ID

2083c5b98ec1a32091449264346f54a6

Description

New voucher format offer

Template ID

Test new format

Project ID

Auto voucher

Trigger use

Status

On

Mandatory fields

Field name	Field type	Field value
title	varchar 100	Enjoy our new voucher format
location	varchar 200	Available to all customers
date	datetime	0000-00-00 00:00:00
validity_start	datetime	
validity_end	datetime	0000-00-00 00:00:00
value	float	0
vat	float	0
currency	varchar 10	
nbr_scan	integer	10
lg	varchar 5	en

Field name	Field type	Field value
extra_1	varchar 200	
extra_2	varchar 200	
article	varchar 100	50% Discount
seller_name	varchar 100	VoodooTix SAS
seller_description	varchar 200	Your mobile voucher partne
cust_firstname	varchar 100	John
cust_lastname	varchar 100	Smith
cust_email	varchar 200	
cust_mobile	varchar 50	
tags	text	



# EASY DISPATCH



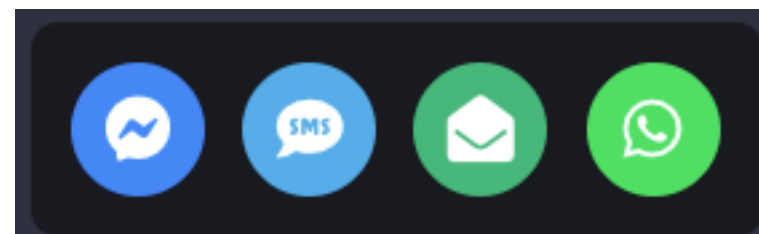
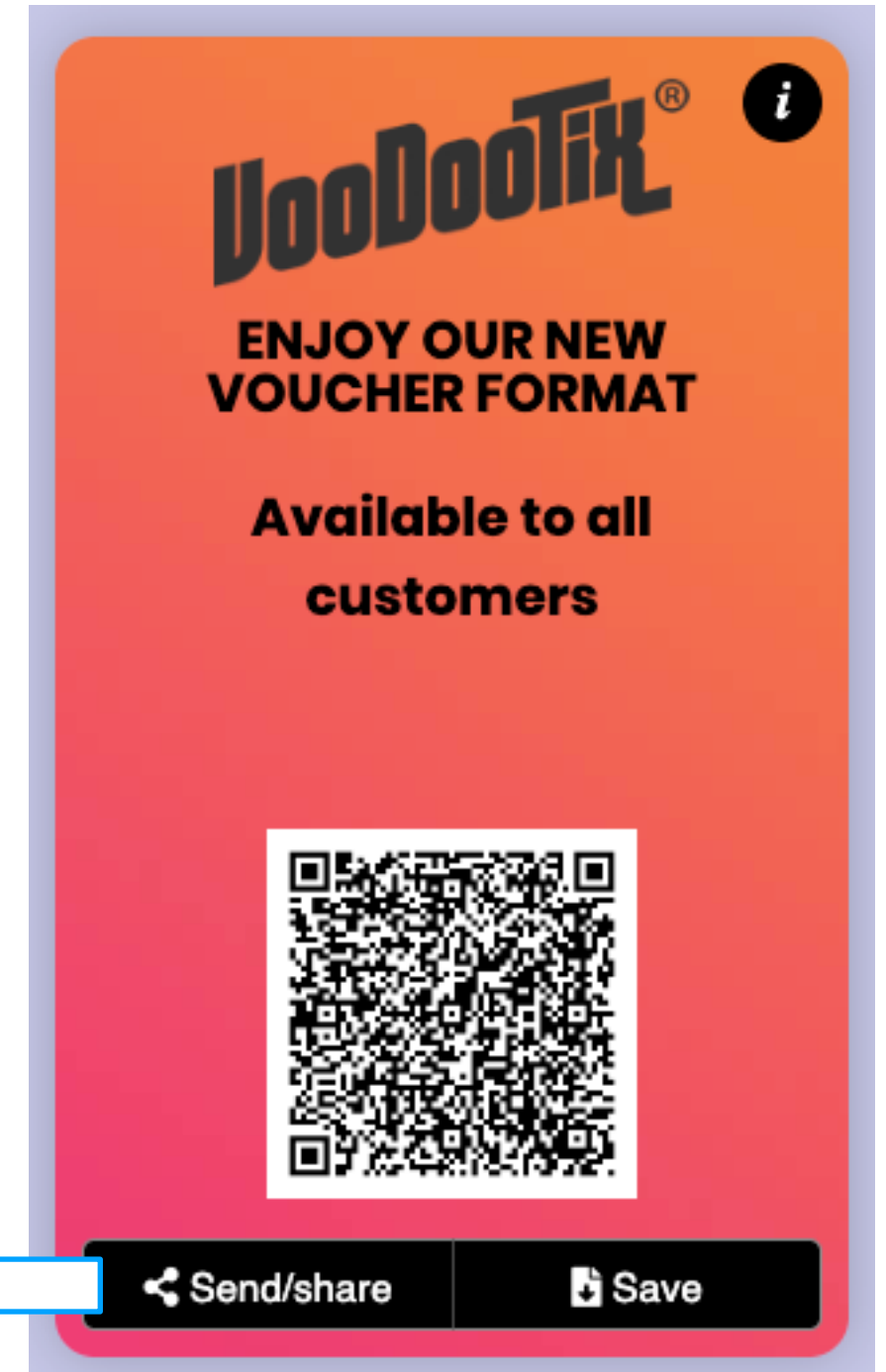
VoodooTix vouchers can be dispatch easily directly through api call on the platform.

We currently support sms and email dispatch.

Once a mobile voucher is opened on a mobile or pc, a share button invites the customer to share it with others.

You can decide if the customer will share the voucher itself (Warning : if the template is configured for a single scan only) or a trigger to create a new unique voucher.

Voucher can be shared via sms, email, WhatsApp or Messenger through the Mobile phone apps and therefore benefit from the user address book without facing GDPR issues.





# VERSATILE STORAGE

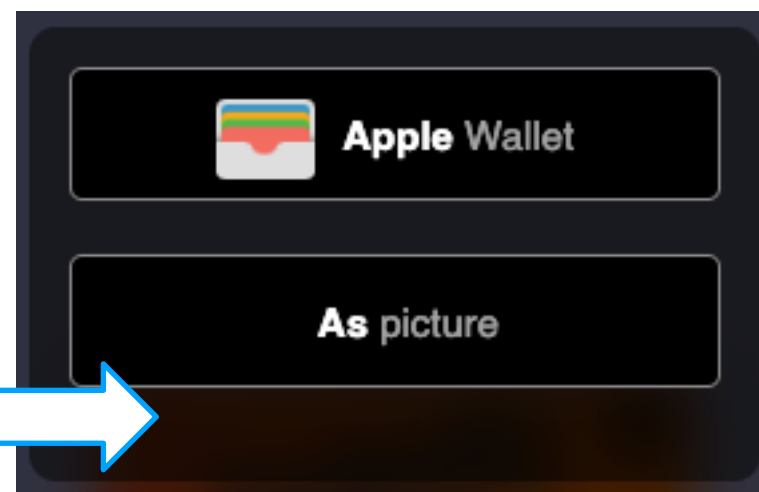
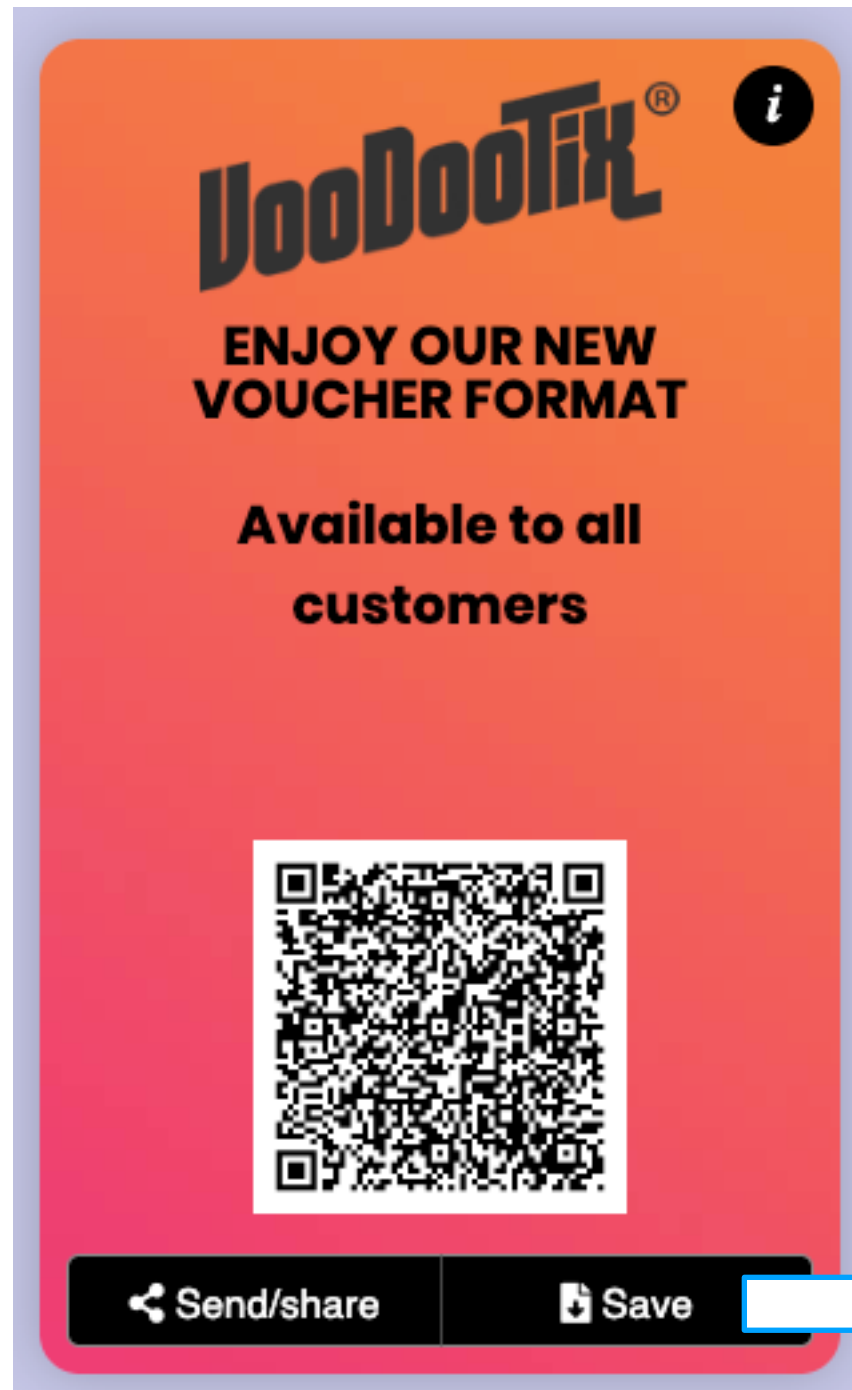


**VoodooTix vouchers can currently be stored on mobile phone on two formats :**

**Image**

**wallet pkpass**

**When stored inside the phone wallet, the voucher can send on-screen notification triggered by the time and location.**





# REDEMPTION

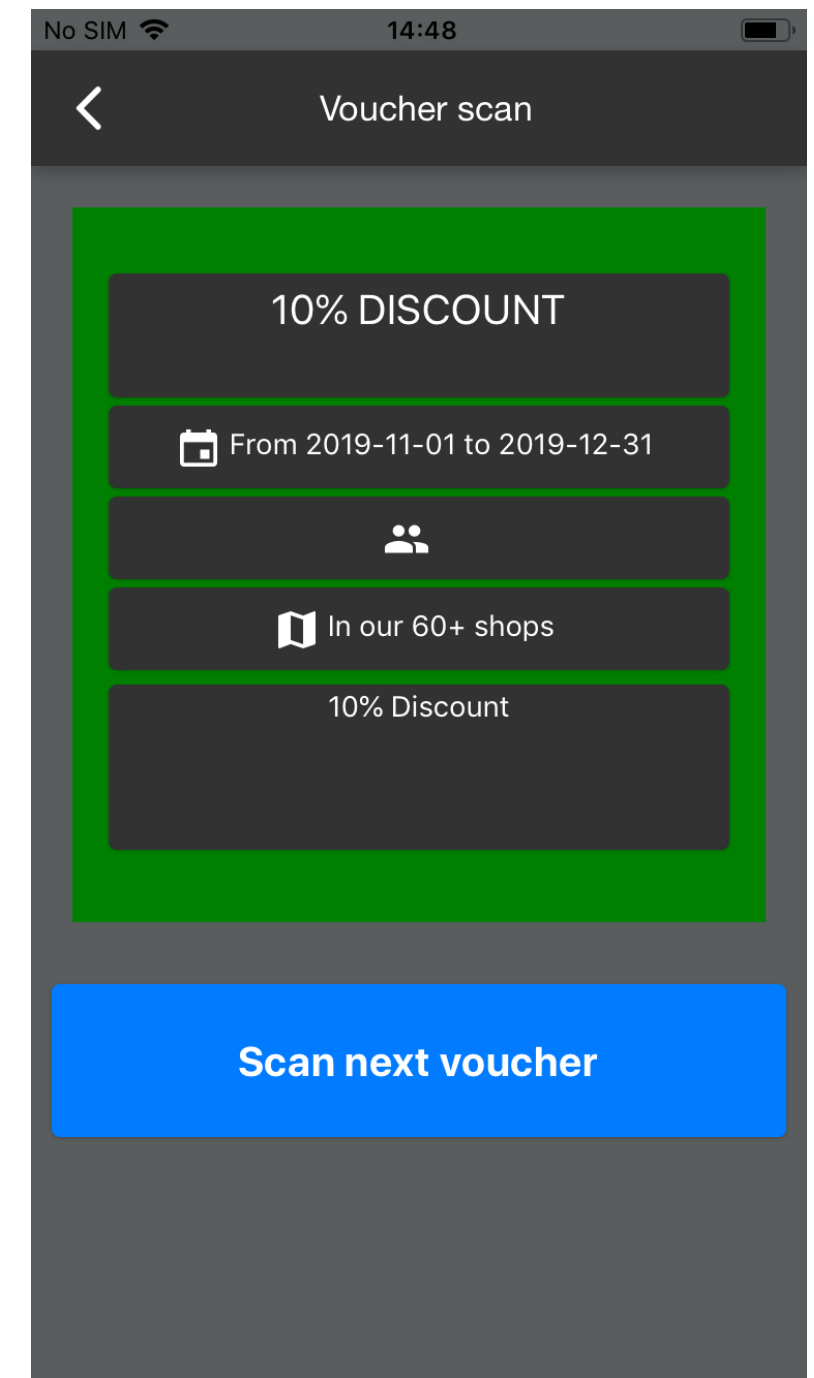


**VoodooTix vouchers can be redeemed on POS system that can scan Qrcodes**

**or**

**on our mobile application available on Android and IOS apps store.**

**The QRCode signature is locally verified and a metric point is send to our platform to enrich the statisitcs.**







# REDEMPTION



To use the mobile scanning app, you first need to create an api key with re “scan” role in the platform.

## Api key creation

### Api ID

Will be automatically generated

### Api secret

Will be automatically generated

### Description

Write a description

### Status

On

### Api has rights at account level

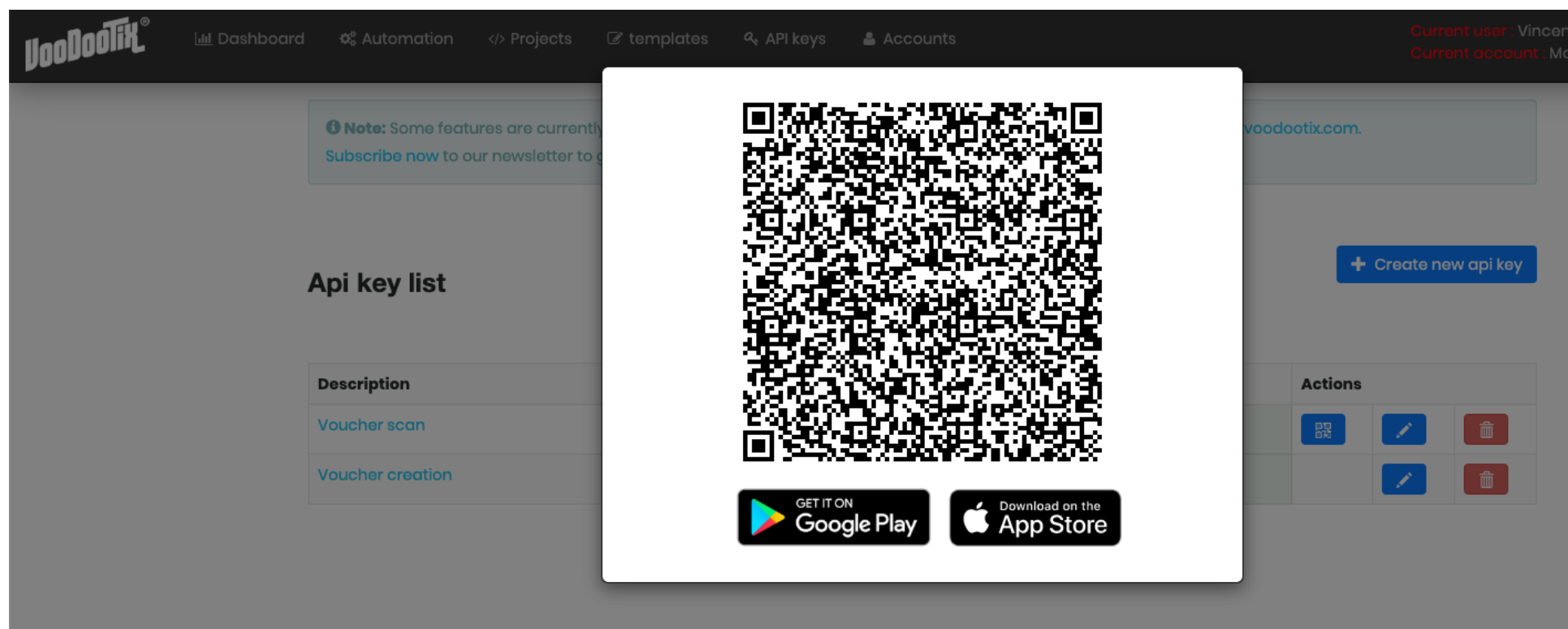
Yes

### Role

✓ admin  
scan  
report  
ticket

Back to list

✓ Create



You will find the direct url for the Apps Store and Play store below the scanning app configuration code.



**VoodooTix vouchers are tracked from their creation until they are scanned.**

**For every interaction (view, store, share, scan) we store metrics about when and where the action took place.**

**Combining them with the parameters of the vouchers and campaigns, we can build powerful reports to give insight on marketing campaign such as :**

- Conversion ratio**
- Geographical movement of voucher between different steps of their life**
- Market segmentation**
- ...**

**VooDooTix®**



Enjoy !

